
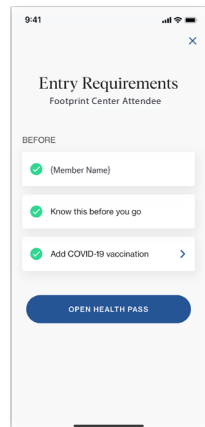
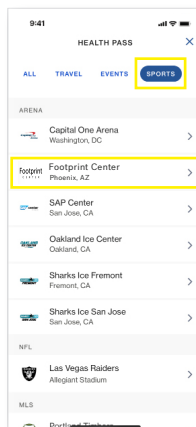
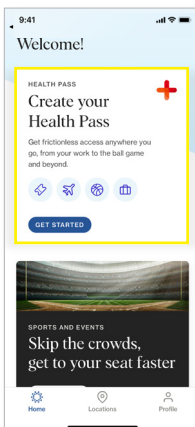


CLEAR provides touchless solutions for easier entry and access to the Footprint Center events with Health Pass.



- 1 Download the free CLEAR app by scanning the QR code above.
- 2 Tap the white Health Pass tile, choose 'Sports', and select the Footprint Center
- 3 Sign up or log in. If you're creating an account you'll be asked to upload a government-issued ID and snap a quick selfie to confirm you are you.
- 4 Add your proof of vaccination or negative COVID-19 test to complete your Health Pass.



Complete your Health Pass based on the screening type selected.

Proof of Vaccination

Option 1: CDC Card Upload (recommended)

- 1 Select 'scan your vaccination card' to take a photo of your card*
- 2 Confirm your vaccine information
 - Complete your Health Pass.
Green is good to go!



Link Negative COVID-19 Test

- 1 Tap 'get tested' and 'connect provider' to locate your testing provider on the menu.
- 2 Log-in to your patient portal and follow the instructions to securely link your accounts
 - Produce your Health Pass.
Green is good to go!

